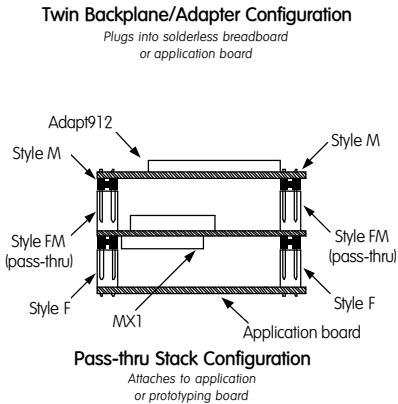
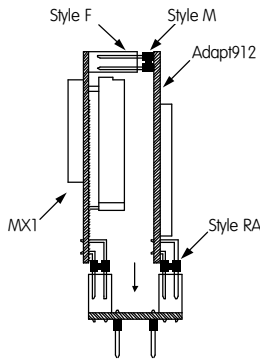
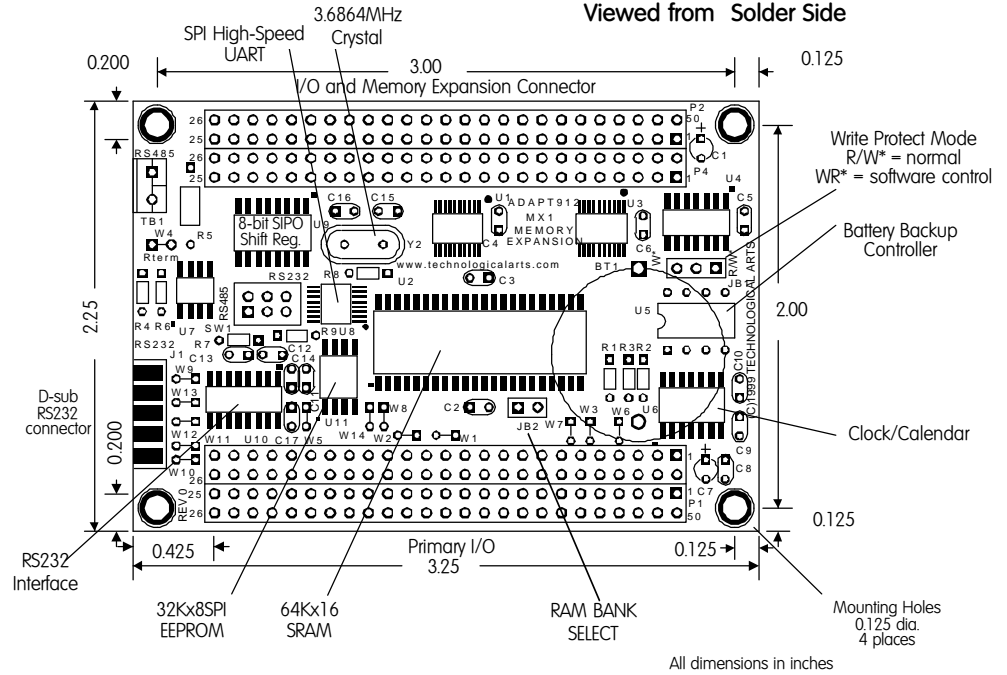
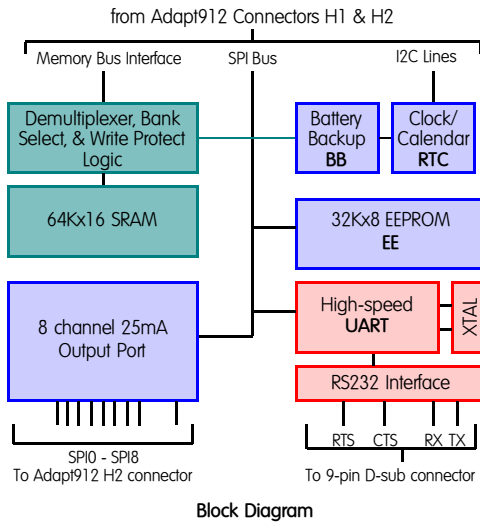


ADAPT912 MX1 MEMORY EXPANSION BOARD

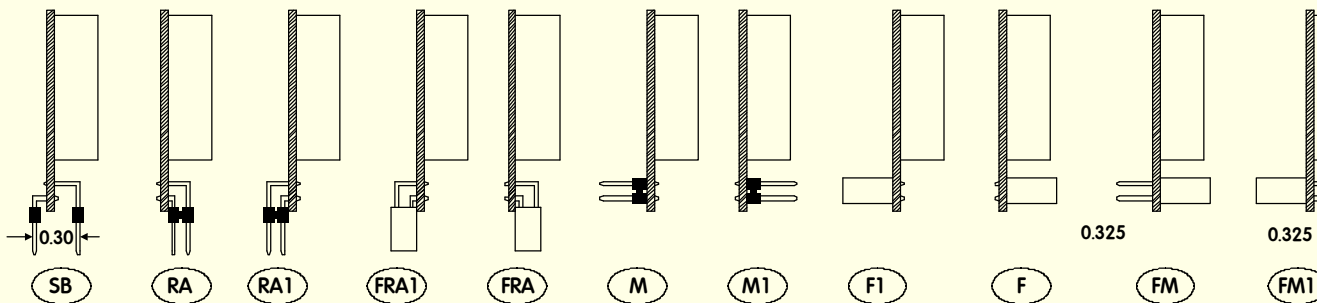


ADAPT912™ MX1 CONNECTOR PINOUTS

P1/P3				P2/P4			
PIN	SIGNAL NAME	PIN	SIGNAL NAME	PIN	SIGNAL NAME	PIN	SIGNAL NAME
1	MISO	50	GROUND	1	MUX15	50	VCC (+5VDC)
2	MOSI	49	GROUND	2	MUX14	49	GROUND
3	SCK	48	RESERVED	3	MUX13	48	DBE*
4	SS*	47	+5VDC	4	MUX12	47	RESERVED
5	RESERVED	46	IRQ*	5	MUX11	46	RESERVED
6	RESERVED	45	XIRQ*	6	MUX10	45	RESERVED
7	RESERVED	44	RESET*	7	MUX9	44	RESERVED
8	RESERVED	43	RESERVED	8	MUX8	43	RESERVED
9	RESERVED	42	RESERVED	9	MUX7	42	RESERVED
10	RESERVED	41	RESERVED	10	MUX6	41	RESERVED
11	RESERVED	40	RESERVED	11	MUX5	40	RESERVED
12	RESERVED	39	RESERVED	12	MUX4	39	RESERVED
13	RESERVED	38	RESERVED	13	MUX3	38	RESERVED
14	RTC-SDA	37	RESERVED	14	MUX2	37	RESERVED
15	RTC-SCL	36	RESERVED	15	MUX1	36	RESERVED
16	SIPO-STB*	35	RESERVED	16	MUX0	35	RESERVED
17	EE-CS*	34	RAM-WP	17	R/W*	34	SPI0
18	RESERVED	33	RESERVED	18	ECLK	33	SPI1
19	RESERVED	32	RAM-BANK SEL	19	LSTRB*	32	SPI2
20	RESERVED	31	RESERVED	20	RESERVED	31	SPI3
21	RESERVED	30	RESERVED	21	RESERVED	30	SPI4
22	RESERVED	29	RESERVED	22	RESERVED	29	SPI5
23	RESERVED	28	RESERVED	23	RESERVED	28	SPI6
24	RESERVED	27	RESERVED	24	RESERVED	27	SPI7
25	RESERVED	26	RESERVED	25	RESERVED	26	SPI8

NOTE: * indicates active low signal

Standard Connector Options



Order Codes

Basic SRAM function only:

add BB, RTC, EE, & 8 outputs:

add UART with RS232 interface:

#AD912MX1/MIN-□-□

#AD912MX1/MBT-□-□

#AD912MX1/M32-□-□