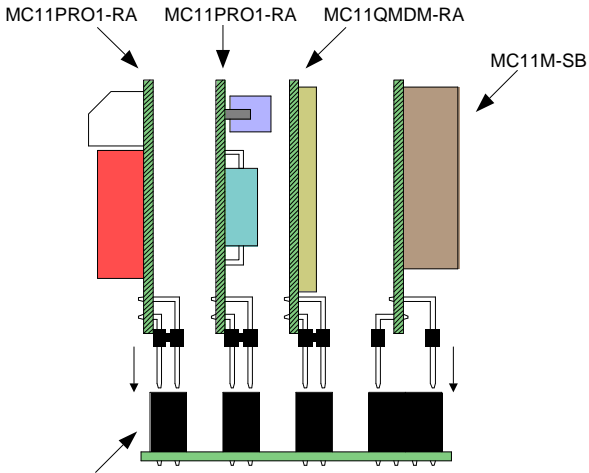
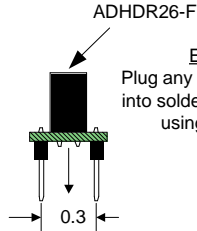
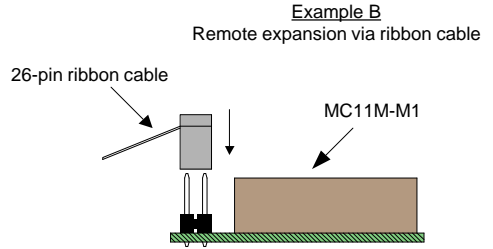


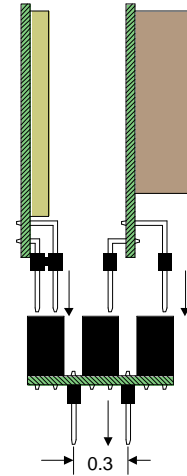
# MicroCore-11 Example Configurations



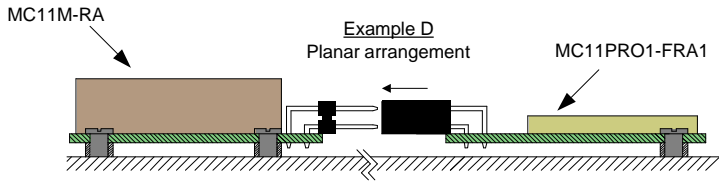
**Example A**  
Fully-populated backplane with one MicroCore-11 module, a quad motor driver card, and two prototyping cards



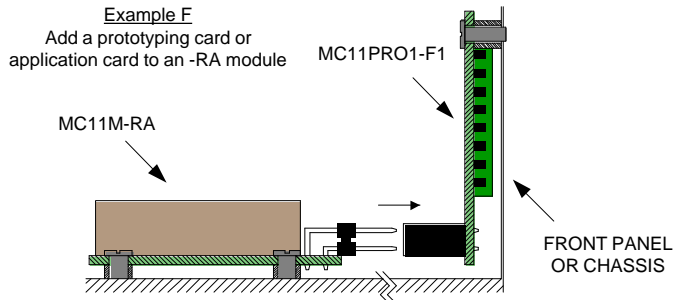
**Example C**  
Plug any -RA or -M module into solderless breadboard, using this adapter



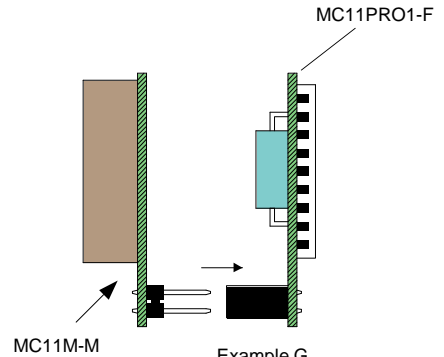
**Example E**  
Plug two boards into solderless breadboard at once



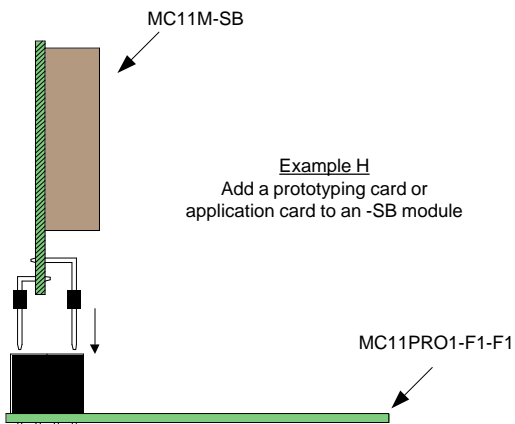
**Example D**  
Planar arrangement



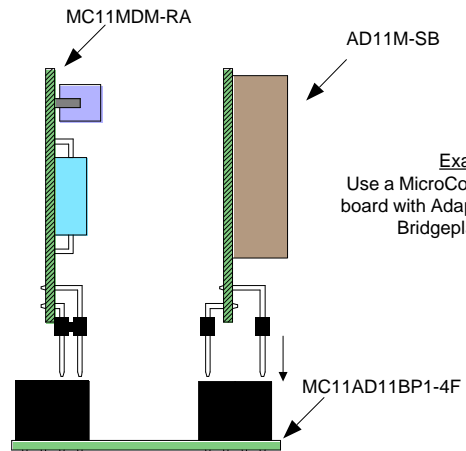
**Example F**  
Add a prototyping card or application card to an -RA module



**Example G**  
Low-cost stacking configuration adds a prototyping card or application card to an -M module



**Example H**  
Add a prototyping card or application card to an -SB module



**Example I**  
Use a MicroCore-11 motor driver board with Adapt11 by means of a Bridgeplane adapter